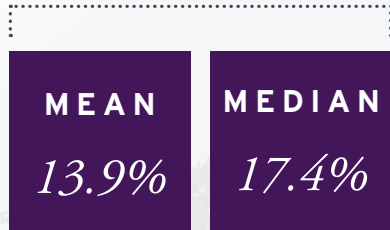
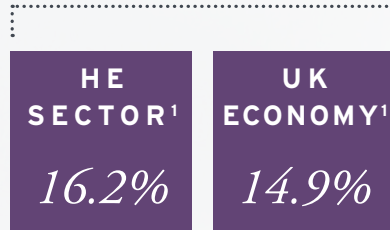


# Our Gender Pay Gap Reporting Data 2022

## University of Bradford Pay Gap

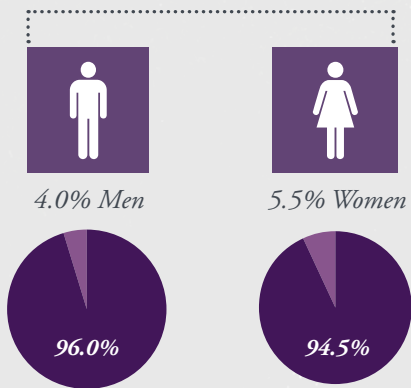




## Benchmark



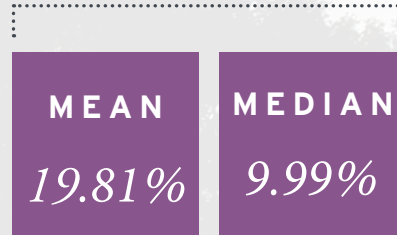
The information above shows our overall mean and median gender pay gap based on hourly rates of pay as at the 31st March 2022.

## Proportion of employees awarded a bonus in 2021-22



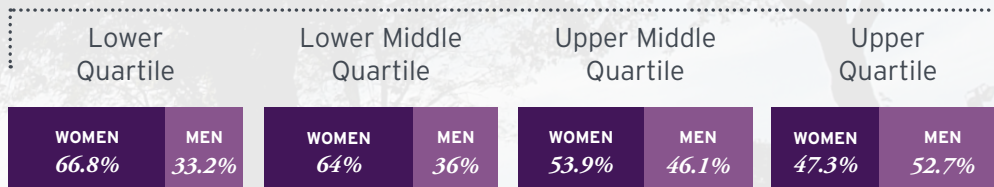
 Did not receive a bonus (%)  
 Received a bonus (%)

## Bonus Gap



The data shows that women are paid the same bonus amount as men.

## Pay Quartiles



<sup>1</sup>Source: Universities and College Employers Association 2020/21 / ONS 2022